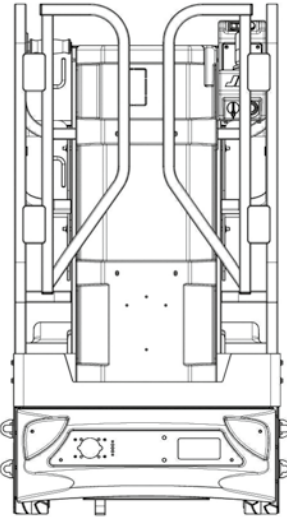
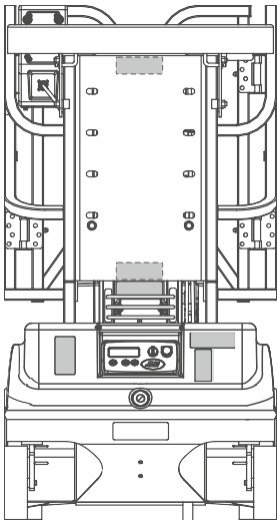
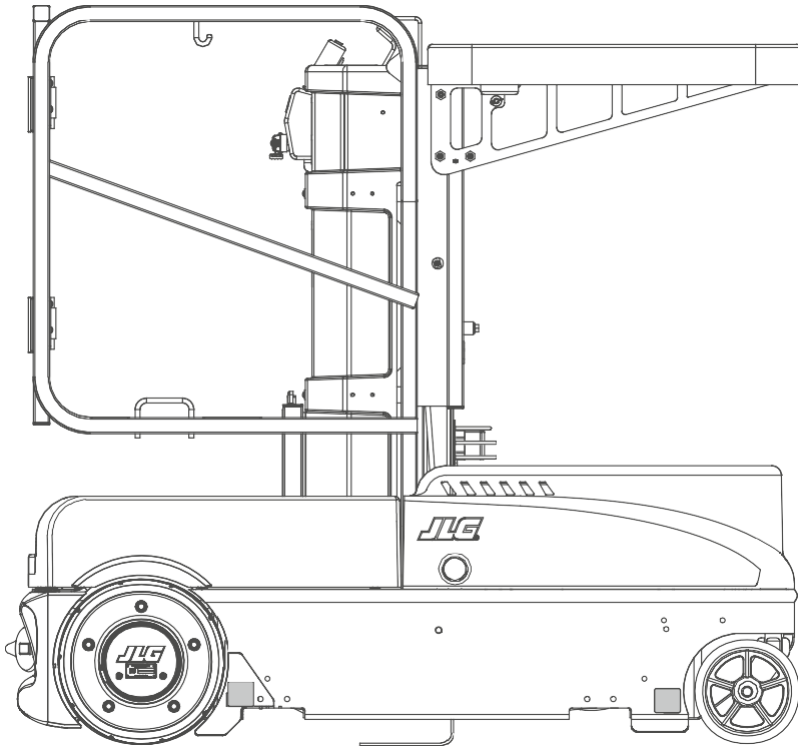


	10MSP
Working Height	5.05 m
Platform Height	3.05 m
Operator Platform Capacity	160 kg
Material Tray Capacity	115 kg
Carry Deck Capacity	115 kg
Platform Size (W x L) - swing gates entry	0.69 m x 0.50 m
Material Tray Size (W x L)	0.66 m x 0.66 m
Overall Height - Stowed	1.45 m
Overall Width - Stowed ²	0.83 m
Overall Length	1.56 m
Ground Entry Height	0.35 m
Minimum Tray Stowed Height	0.86 m
Maximum Tray Stowed Height	1.32 m
Maximum Tray Elevated Height	4.04 m
Drive Speed - Lowered	5.4 km/h
Drive Speed - Elevated	0.8 km/h
Distance from Platform to Wall - Over Front	0.00 m
Distance from Platform to Wall - Over Sides	0.00 m
Machine weight ¹	555 kg
Maximum Ground Bearing Pressure Front Casters	11.70 kg/cm ²
Maximum Ground Bearing Pressure Rear Wheels	6.70 kg/cm ²
Turning Radius	Zero
Gradeability	15%
Wheel Diameter - Drive Wheel	0.32 m
Wheel Diameter - Front Castors	0.20 m
Battery	Maintenance-Free 200A/hr AGM (x 4)
Battery Charger	25A Automatic
Drive System	Direct Electric

JLG Model 10MSP



¹ Certain options or country standards may increase weight and/or dimensions.
² Without rubber bumpers Width: 0.75 m .