



*Oferecemos o atendimento que sua empresa Merece.*

**SOLICITE SEU ORÇAMENTO**



**0800 040 8003**



**grupoapc.com.br**



**plataformas@grupoapc.com.br**



**Model**

# 260MRT

## MINI ROUGH TERRAIN SCISSOR LIFT



### Features

65 x 102 in. (1.65 x 2.59 m)  
Steel Platform  
4 ft (1.22 m) Manual Roll-Out  
Deck Extension  
Fold-Down Platform Rails  
Moveable, Removable Platform  
Control Box  
Cross Corner Four-wheel Drive  
Proportional Hydrostatic Drive  
Control with Thumb Steer  
Proportional Lift Up  
110V-AC Receptacle in Platform  
Horn  
Hourmeter  
3 Degree Slope Alarm and Light  
Lubrication-Free Scissor Arm Bushings  
Scissor Maintenance Prop  
Manual Descent Pull Cable  
Heavy Gauge Steel Chassis Hoods  
Nickel Plated Pins, Yellow Zinc-Chromate  
Plated Fasteners  
26 x 12 in. Lug Tread Tires  
All Motion Alarm

### Accessories & Options

26 x 12 Foam Filled Tires  
Platform Work Lights  
Full Swing-Gate  
110V-AC Generator  
Flashing Beacon  
33.5 lb (19.73 kg) Propane Tank  
Hydraulic Leveling Jacks

Distributed By:



[www.onesourcerental.com](http://www.onesourcerental.com)



### Exceptional mobility on or off slab

- Narrow 69-inch chassis fits into tight spaces
- Standard cross corner four-wheel drive with 35% gradeability

### Larger work platform, high capacity

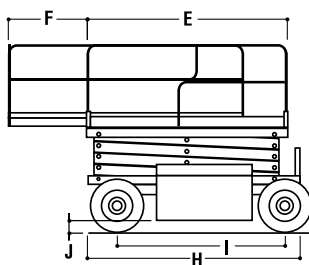
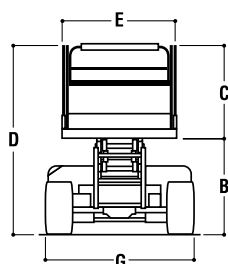
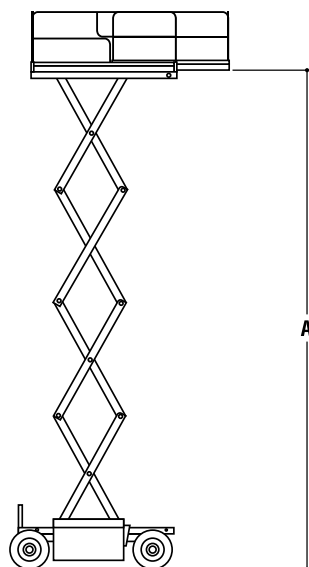
- Large 65 x 102 in. deck space with 4-foot roll-out deck extension
- 1,250-pound platform capacity and up to 300 lb on the platform extension

### Service and reliability

- Simplified ground control wiring for ease of service
- Automatic transmission control and full diagnostics



### Specifications



### Dimensions

A. Platform Height Elevated	26 ft (7.92 m)
B. Platform Height Lowered	4 ft 1.5 in. (1.26 m)
C. Platform Railing Height	3 ft 7.5 in. (1.1 m)
D. Overall Height	7 ft 9.5 in. (2.37 m)
E. Platform Size	65 x 102 in. (1.65 x 2.59 m)
F. Platform Extension	4 ft (1.22 m)
G. Overall Width	5 ft 9 in. (1.75 m)
H. Overall Length (no outriggers)	8 ft 9 in. (2.67 m)
I. Wheelbase	6 ft 6 in. (1.98 m)
J. Ground Clearance	8 in. (20 cm)
Platform Capacity	1,250 lb (567 kg)
Capacity on Deck Extension	300 lb (136 kg)
Lift/Lower Speed	27/21 sec.
Maximum Drive Height	Full Height
Gross Vehicle Weight	7,360 lb (3,338 kg)

### Chassis

Drive Speed-Lowered	3.5 mph (5.6 kmph)
Drive Speed-Elevated	0.4 mph (0.6 kmph)
Gradeability	35%
Turning Radius (inside)	84 in. (2.13 m)
Tire Size/Type	26 x 12 Lug Tread
Brakes	Spring Applied Hydraulically Released

### Power system

Dual Fuel Engine	Kubota 24.5 hp (18.3 kW)
Diesel Engine	Kubota 22.5 hp (16.8 kW)
Fuel Tank Capacity	7.5 gal. (28.39 L)
Hydraulic Reservoir	15 gal. (56.78 L)



*Standard Cross Corner Four-Wheel  
Drive for Terrainability*



*Strengthened Arm Stack for Improved  
Stack Rigidity*

### The JLG "1 & 5" Warranty

JLG Industries, Inc. backs our products with our exclusive "1 & 5" Warranty. We provide coverage on all products for one (1) full year, and cover all specified major structural components for five (5) full years. Due to continuous product improvements, we reserve the right to make specification and/or equipment changes without prior notification. This machine meets or exceeds applicable OSHA Regulations in 29 CFR 1910.67, 29 CFR 1926.453 and ANSI A92.6-2006 as originally manufactured for intended applications.

Distributed By:



[www.onesourcerental.com](http://www.onesourcerental.com)



### JLG Industries, Inc.

1 JLG Drive  
McConnellsburg, PA 17233-9533  
Telephone 717-485-5161  
Toll-free in US 877-JLG-LIFT  
Fax 717-485-6417  
[www.jlg.com](http://www.jlg.com)

An Oshkosh Corporation Company